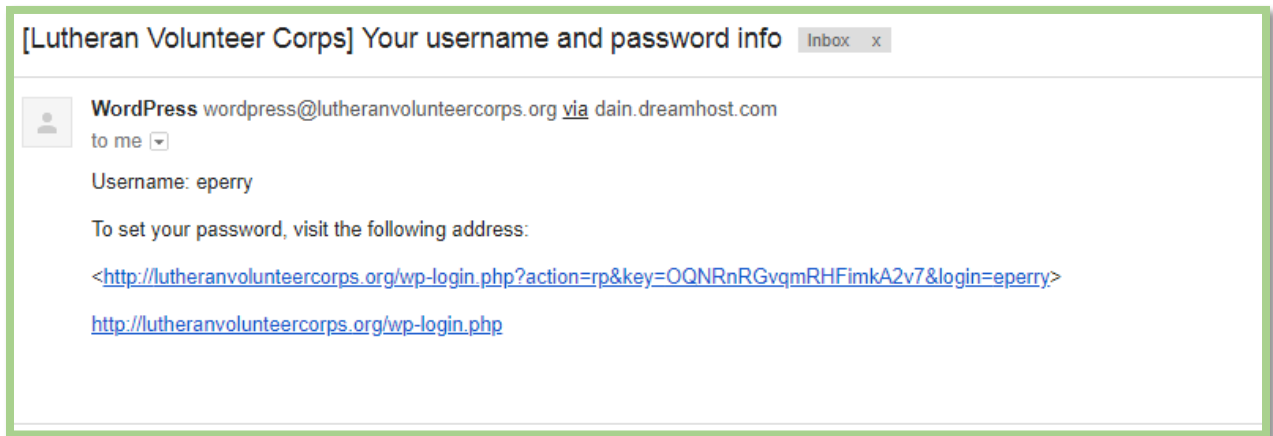
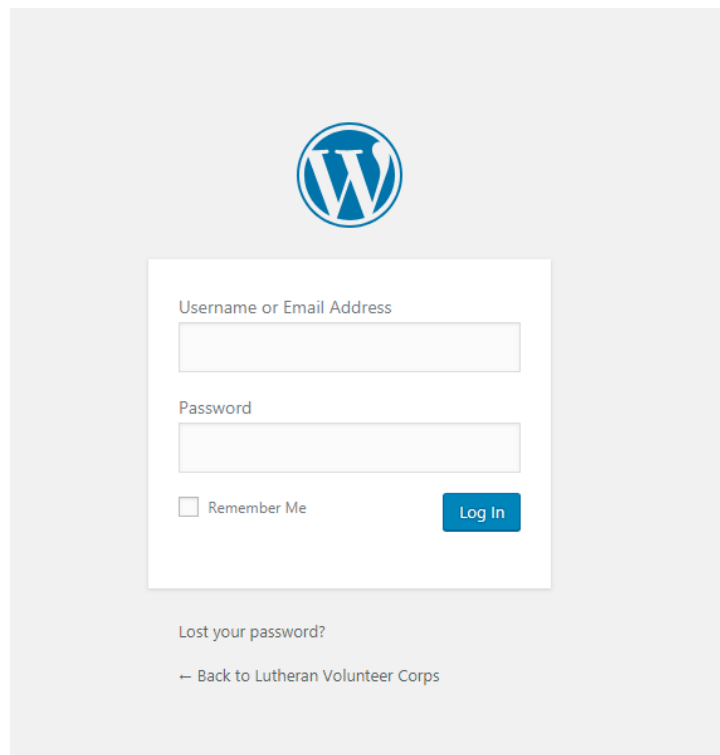


Monthly Blog Submission Instructions

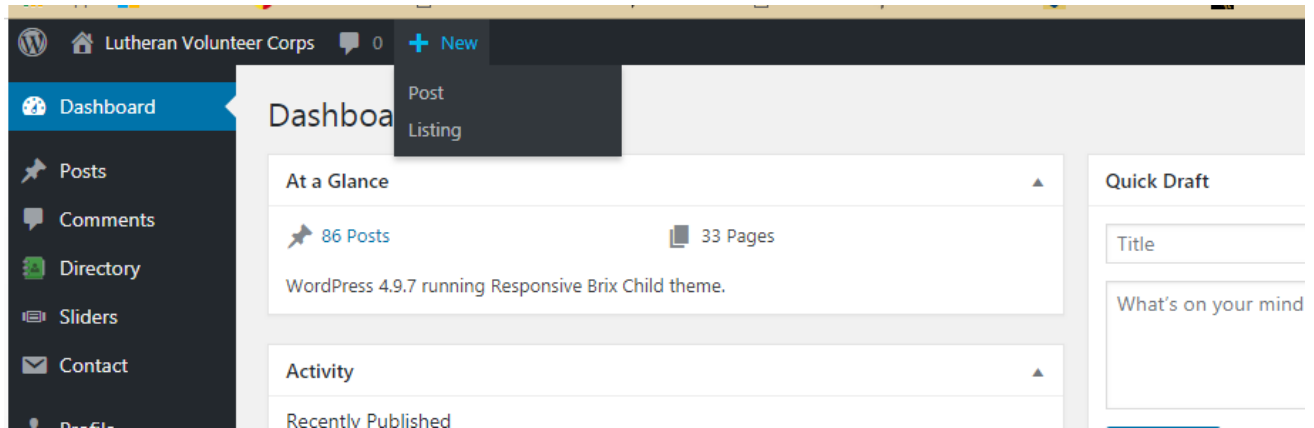
- 1) At the beginning of your Volunteer year, you'll receive an email from Wordpress with a prompt to create an account as a "Contributor" to the LVC Blog. You'll be given a username, but the prompt will allow you to create your own password.



- 2) Next, you'll log in on [this webpage](http://lutheranvolunteercorps.org/wp-login.php) with your new Username and Password. This will take you to the main blog platform.



- 3) Once you've made it to the main blog platform, click "New" and then "Post" on the drop down box at the top left of your screen.



- 4) This will allow you to create a new post for the LVC Website. **Before you click "Submit to Review", make sure you've included:**
- Title
 - Body Text (of course)
 - Sent a few photos to Elizabeth Bier (make sure you tell her the title of your blog post, so she knows which post to include the photos in) at outreach@lutheranvolunteercorps.org.



You're good to go! Thanks for your post!